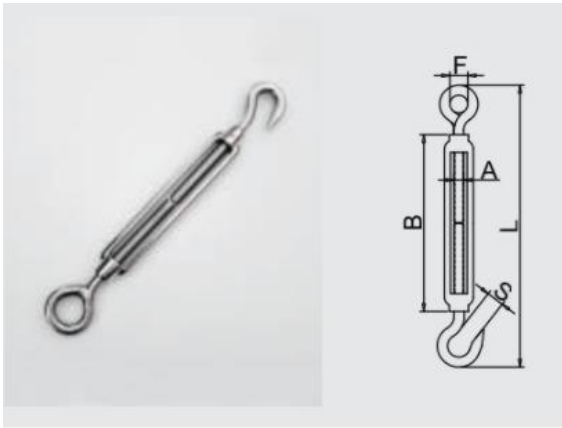
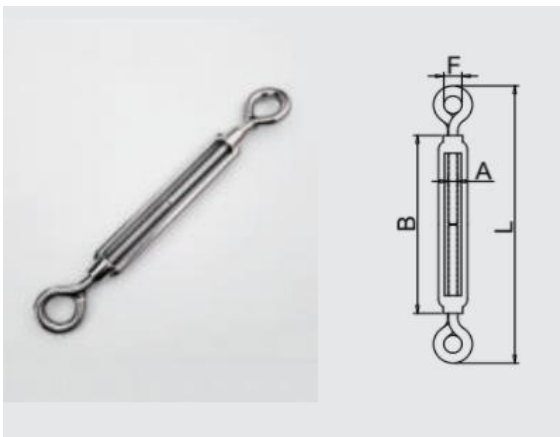


1. Hook and eye Turnbuckle



Size (A)/mm	B/mm	L/mm	F/mm	S/mm	BL/kg	WT/kg
M4	58	102	10	5	120	0.024
M5	72	122	11	7	200	0.041
M6	91	149	11	8	360	0.081
M8	121	195	15	9	800	0.148
M10	152	238	15	13	1200	0.278
M12	201	308	20	16	1500	0.506
M16	250	380	26	23	2400	1.12
M20	297	464	30	25	3200	2.004

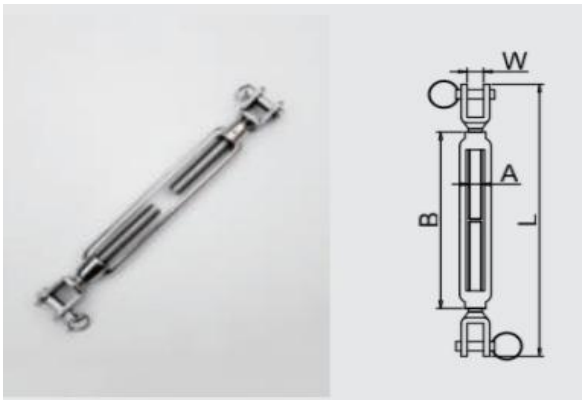
2. Eye and eye Turnbuckle, Open Body



RMC

Size (A)/mm	B/mm	L/mm	F/mm	S/mm	BL/kg	WT/kg
M4	58	102	10	5	120	0.024
M5	72	122	11	7	200	0.041
M6	91	149	11	8	360	0.081
M8	121	195	15	9	800	0.148
M10	152	238	15	13	1200	0.278
M12	201	308	20	16	1500	0.506
M16	250	380	26	23	2400	1.12
M20	297	464	30	25	3200	2.004

3. Jaw and Jaw Turnbuckle



Size (A)/mm	B/mm	L/mm	F/mm	S/mm	BL/kg	WT/kg
M5	72	102	10	5	120	0.024
M6	91	122	11	7	200	0.041
M8	121	149	11	8	360	0.081
M10	152	195	15	9	800	0.148
M12	201	238	15	13	1200	0.278
M16	250	308	20	16	1500	0.506

To Be Continued.



4. Turnbuckle, Closed Body, Eye and Hook

Size (A)/mm	B/mm	L/mm	F/mm	S/mm	BL/kg
M5	80	140	11	7	200
M6	90	160	11	8	360
M8	110	198	15	9	800
M10	120	226	15	13	1200
M12	150	278	20	16	1500
M16	190	346	26	23	2400
M20	220	420	30	25	3200

Contact with our sales: sales@tdtechnology.com.cn for any further questions.

We are 24/7 available to be supportive for your business !